



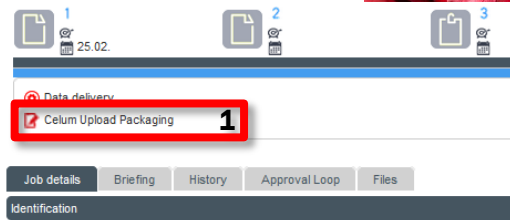
Interface Wave-Celum

Philipp Werner, February 2025

Upload supplier in S7 or S9

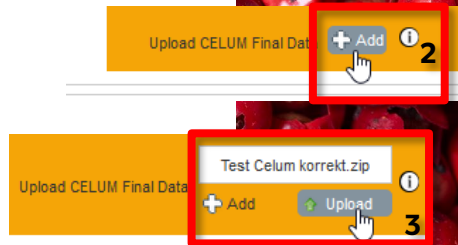
If supplier has been selected as uploader:

- Status change to S7 or S9 generates automatic e-mail from Wave to uploader
- E-mail contains upload request and project link
- Flag is generated: Celum upload packaging **(1)**



To-do:

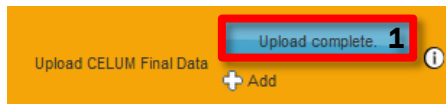
- Upload zip file via 'Upload CELUM final data' **(2)**
- Start the upload via the 'Upload' button **(3)**



Upload supplier in S7 or S9

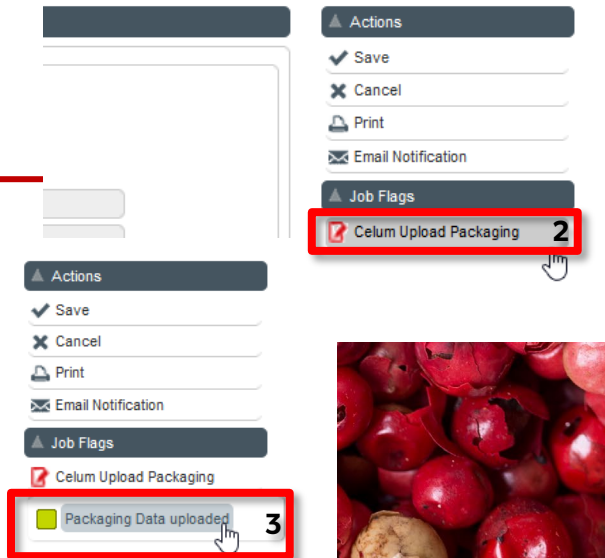
If supplier has been selected as uploader:

- Upload only complete when 'Upload complete' is displayed **(1)**



To-do:

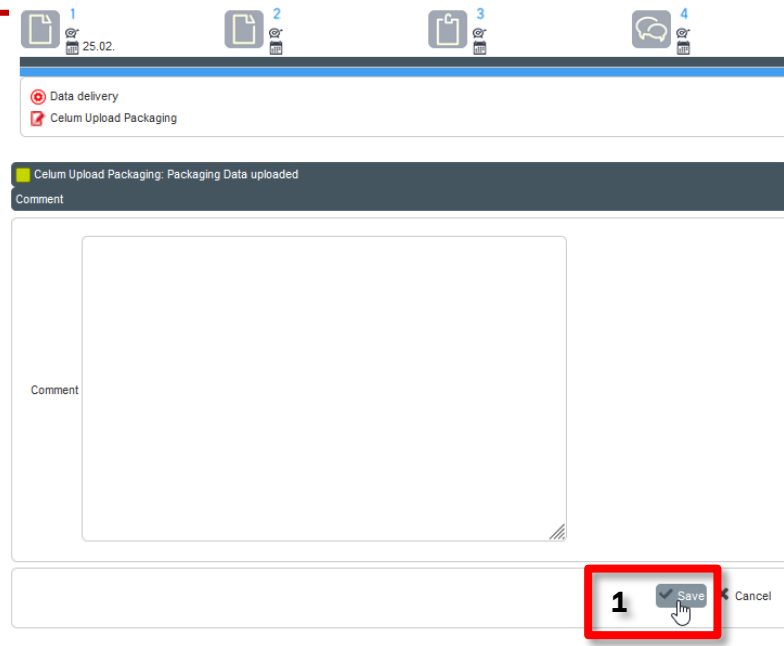
- Once the upload is complete, confirm the flag **(2)**
- Click on the red icon to open the green icon for final confirmation **(3)**



Upload supplier in S7 or S9

To-do:

- No comment field maintenance necessary
- Save **(1)**



1 25.02.

2

3

4

Data delivery

Celum Upload Packaging

Celum Upload Packaging: Packaging Data uploaded

Comment

Comment

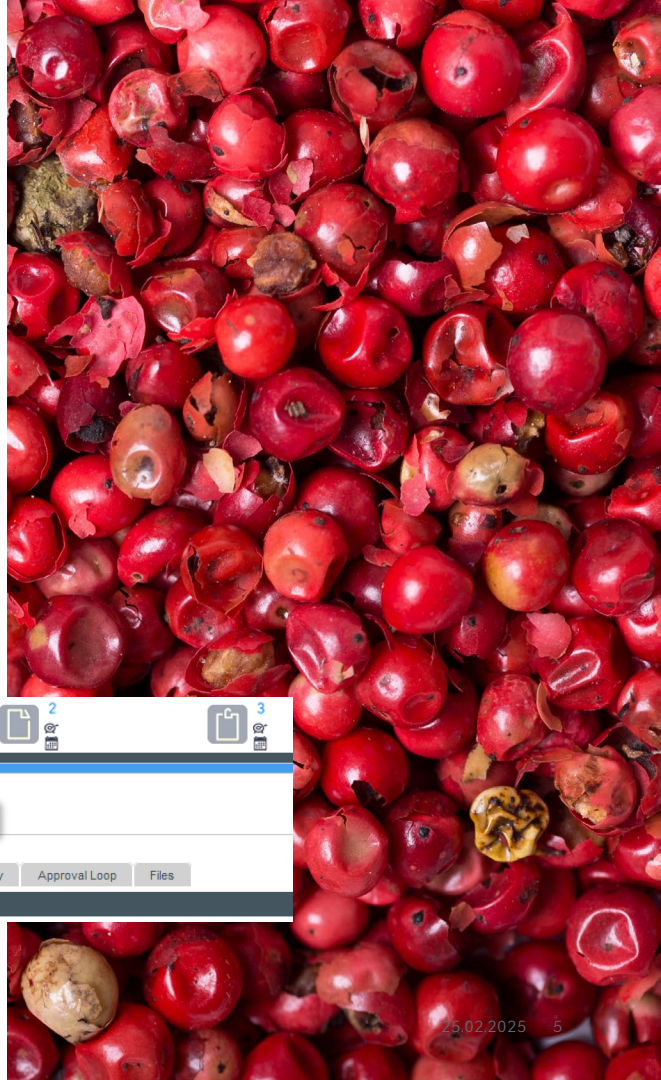
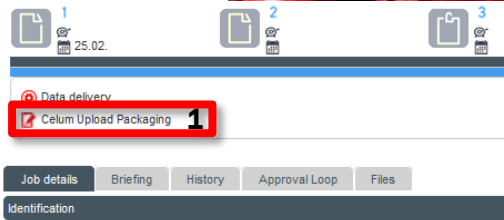
1 Save Cancel

Upload supplier in S7 or S9

Celum checks if data packet is analogue to the specifications:

- Positive Feedback
 - Flag stays green
„Successful Celum Upload“
- Negative Feedback
 - E-mail with error message, project link and upload request sent to uploader again
 - Green flag switches to red again **(1)**
 - To-do: Check errors in the data packet, correct and re-upload
 - Data packet cannot be transmitted in real time. This can lead to delays of up to 30 minutes
- All actions are stored in the history

25.01.2024 17:23 5Flow, Admin Successful celum upload



Specifications **editable** data package / zip file

Check by Celum:

- Formatting: UTF-8
- Zip file name: at least article, type, content
- Special characters in the name of the zip file: Not allowed.
- Special characters in file names within zip files: not allowed
- Must contain exactly one preview-pdf with the name:
[...]_preview.pdf or [...]–preview.pdf, case-insensitive
- Minimum file size: currently not yet checked
- Maximum file size: 4 GB
- Minimum number of files in the zip file: 2
- Whiteliste of formats: afm, ai, ap, art, csv, dae, doc, docx, dxf, eps, gif, icc, indd, jpeg, jpg, otf, pdf, png, ppt, pptx, psd, rtf, tif, TIF, TIFF, tiff, ttc, ttf, xls, xlsx, zae, ds.store, info



Specifications **editable** data package / zip file

General specifications

- Zip must be packed on Windows. If via Mac, then use the file archiver from www.keka.io. Tick 'Exclude Mac resources / Exclude Mac resource forks', see following page
- Open Illustrator/Indesign/Artpro file incl. editable fonts and linked images
- Uncompressed PDF as exchange format
- Format: PDF X4
- Colour profile: varies depending on the printer or machine, is not attached
- Compatibility: Acrobat 7 (PDF 1.6)
- Images: linked tiff files

Image resolution:

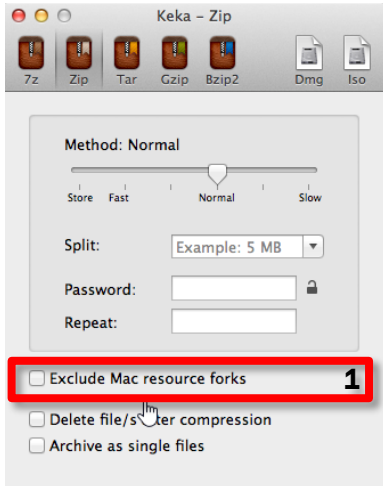
- Colour and greyscale images at least 300 dpi at original size (100%)
- Line images at least 1200 dpi, preferably vector graphics
- Font: editable, embedded if necessary
- Separate levels for at least: Barcode, serving suggestion, dimensions, lacquering/finishing, die cuts



Specifications **editable** data package / zip file

If you are working with Mac, please note the following when packing the file:

- 1 KB files are automatically packed, but must be excluded.
- Tick 'Exclude Mac resource forks', see screenshot (1)



Error messages

- In the case of an error message, please check which error is mentioned and compare your data package with the specifications we have provided. Correct the package if necessary and repeat the upload process
- If you receive the error message: 'Zip file not readable/or could not be found', repeat the process again
- If an error message still appears despite correction and/or re-upload, please report this by e-mail
- To: philipp.werner@kaufland.com, Cc: andreas.spohn@kaufland.com
- Subject: Wave ID digits, error message
- Content: If possible, screenshot of the error message & short description

